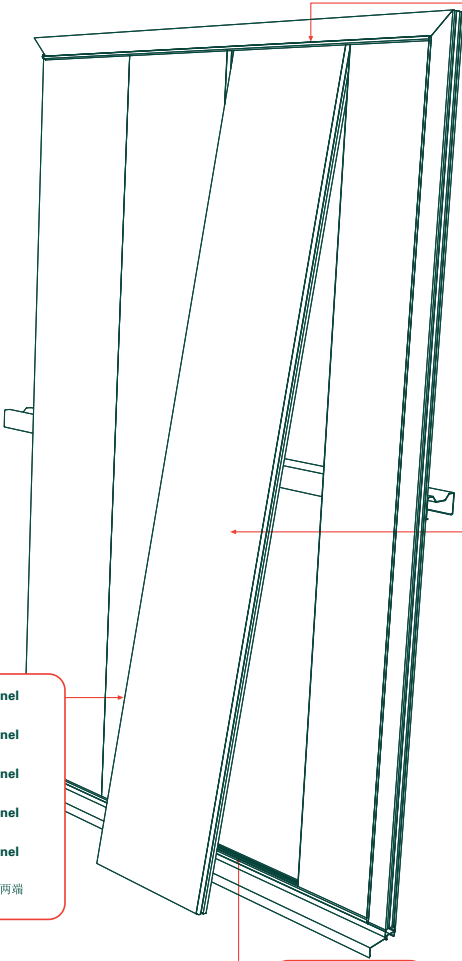




# marlon Clickfix

## Polycarbonate Glazing System



When installed both ends of the sheet must be completely weather-proofed

- E** Los alveolos deben estar protegidos con las cintas correspondientes (ciega de aluminio en la parte superior y porosa o con respiración en la parte inferior)
- D** Nach der Installation müssen beide Enden der Platte vollständig wetterfest sein
- F** Une fois la plaque installée, ses deux extrémités doivent être complètement à l'abri des intempéries
- P** Depois de instalada, ambas as extremidades da folha devem ser totalmente impermeabilizadas
- CN** 安装时板的两端应保护完全不受风雨影响

500mm wide multiwall polycarbonate panels with click & fix connection points

- E** 500mm wide multiwall polycarbonate panels with click & fix connection points
- D** 500mm wide multiwall polycarbonate panels with click & fix connection points
- F** 500mm wide multiwall polycarbonate panels with click & fix connection points
- P** 500mm wide multiwall polycarbonate panels with click & fix connection points
- CN** 安装时板的两端  
安装时板的两端

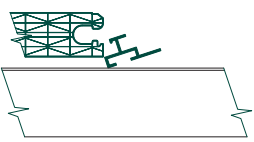
Side channel

- E** Side channel
- D** Side channel
- F** Side channel
- P** Side channel
- CN** 安装时板的两端

Sill channel

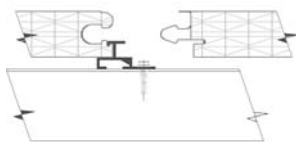
- E** Sill channel
- D** Sill channel
- F** Sill channel
- P** Sill channel
- CN** 安装时板的两端

### CLIP FIXING



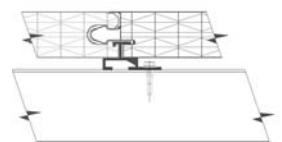
Locate clip on edge of sheet

- E** Locate clip on edge of sheet
- D** Locate clip on edge of sheet
- F** Locate clip on edge of sheet
- P** Locate clip on edge of sheet
- CN** 安装时板的两端



Secure Clip to purlin

- E** Secure Clip to purlin
- D** Secure Clip to purlin
- F** Secure Clip to purlin
- P** Secure Clip to purlin
- CN** 安装时板的两端



Insert next panel

- E** Insert next panel
- D** Insert next panel
- F** Insert next panel
- P** Insert next panel
- CN** 安装时板的两端

**NB: Clips MUST be inserted during installation and cannot be installed afterwards**

**NB: Clips MUST be inserted during installation and cannot be installed afterwards**

**NB: Clips MUST be inserted during installation and cannot be installed afterwards**

**NB: Clips MUST be inserted during installation and cannot be installed afterwards**

**NB: Clips MUST be inserted during installation and cannot be installed afterwards**

**NB: Clips MUST be inserted during installation and cannot be installed afterwards**



Store on a flat, dry surface, using an opaque cover to protect from the sun. If stored outside the cover must also be waterproof.

Almacene en una superficie plana y seca, usando una cubierta opaca para proteger del sol. Si se almacena al exterior, la cubierta deberá ser también a prueba de agua.

Auf einer ebenen, trockenen Fläche lagern, mit einer undurchsichtigen Abdeckung vor Sonnenlicht schützen. Bei Lagerung im Freien muss die Abdeckung wasserfest sein.

Stockez sur une surface plate et sèche en utilisant une housse opaque pour protéger la plaque du soleil. En cas de stockage à l'extérieur, la housse doit être aussi étanche à l'eau.

Armazene sobre uma superfície plana e seca utilizando uma cobertura opaca para proteger do sol. Se for armazenada em área externa, a proteção também deverá ser à prova d'água.

存放在平坦、干燥的地面上，罩上不透明的覆盖物以避免日照。如果存放在户外，覆盖物应防水



Install this side up - UV protected.

Instale con este lado hacia arriba, protegido contra rayos UV.

Mit dieser Seite nach oben installieren - mit UV-Schutz.

Installez en tournant cette face vers le haut ; protégé contre les UV.

Instale este lado para cima - c/proteção contra UV.

安装时，此面朝上—防紫外线



Remove film immediately after installation.

Retire la película protectora inmediatamente tras la instalación.

Die Folie sofort nach der Installation entfernen.

Enlevez la pellicule immédiatement après l'installation.

Remova a película logo após a instalação.

安装好后马上除去薄膜



Never walk directly on polycarbonate sheet always use crawling boards or planks.

Nunca camine directamente sobre la lámina de policarbonato. Utilice siempre tablas o tablones con listones.

Nie direkt über eine Polycarbonatplatte laufen, stets Laufbretter oder Planken verwenden.

Ne marchez jamais directement sur la plaque. Utilisez toujours des madriers ou des planches à tasseaux.

Nunca pise diretamente em folhas de policarbonato, use sempre tábuas com sarrafos ou tábuas comuns.

禁止在多层聚碳酸酯纤维板上直接行走，应使用移动板或铺板